

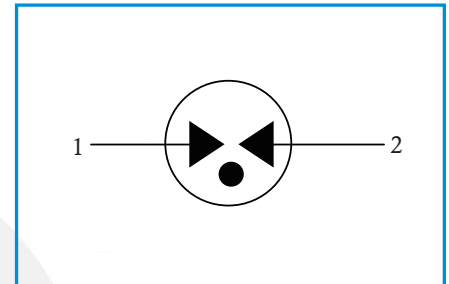
Gas Discharge Tube

Features

- Size Design $\Phi 8 \times 6 \text{mm}$
- High Current Handling Capability 10,000A @ 8/20 μs
- Low Capacitance and Insertion Loss
- Fast Response and Long Service Life
- Reliable to Protect Electrostatic Surge
- Moisture sensitivity level : Level 1



Functional Diagram



Application information

- AC Power

Electrical Parameter (TA=25°C unless otherwise specified)

DC Breakdown Voltage ^{1) 2)}	100V/s	640-960	V
Impulse Spark-over Voltage	At 1kV/ μs	for 99 % of measured values ≤ 1600	V
	At 1kV/ μs	Typical values of distribution ≤ 1500	V
Impulse Discharge Current ³⁾	8/20 μs ± 5 times	10	KA
Arc Voltage	At 1A	~15	V
Insulation Resistance	DC=100V	≥ 1	G Ω
Capacitance at 1 MHz	V _{DC} =0.5V	≤ 1.5	pF
Weight		~1.55	g
Operating and storage Temperature		-40-90	°C
Marking		800M+date code	

1) At delivery AQL 0.65 level II GB/T 2828.1-2003

2) In ionized mode

3) Terms and current waveforms in accordance with ITU-T Rec. K. 12; IEC 61643-21

Gas Discharge Tube

Part Numbering System

LT8G XXX M

(1) (2) (3)

- (1) Leading 2-Electrode DIP Gas Discharge Tube
 with dimension: $\Phi 8.0 \times 6(D \times L)$ (mm)
 (2) DC Breakdown Voltage, e.g., 800=800V
 (3) Surge Rating @8/20 μ s, M=10KA

Product Characteristics

Lead Material	Copper
Body Material	Ceramics Iron-nickel electrode
Terminal Finish	100%Matte-Tin Plated

Environmental Reliability Characteristics

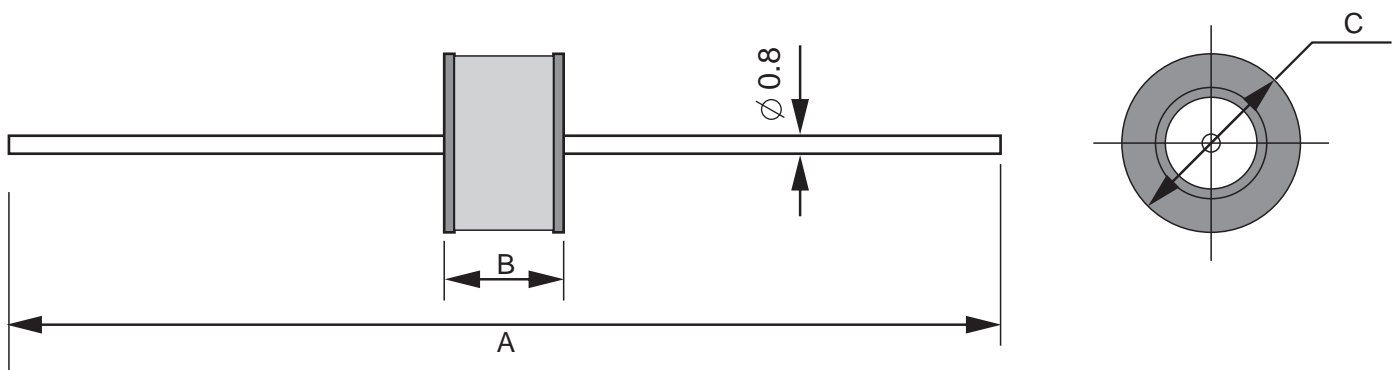
Testing items	Technical standards
High Temperature Storage Test	Temperature: 85 °C Time: 2H
Low Temperature Storage Test	Temperature: -40 °C Time: 2H
Vibration	Frequency: 10-500HZ Amplitude: 0.15mm Time: 45mins
Resistance of soldering heat	Temperature: 260±5 °C Time of dip soldering: 10s, 1time

Note: Up-screen program can be specified by customer's request via contacting Bencent service

Solderability test

Solderability	Solder Pot Temperature:	245 °C ±5 °C
	Solder Dwell Time:	4-6 seconds

Product Dimensions

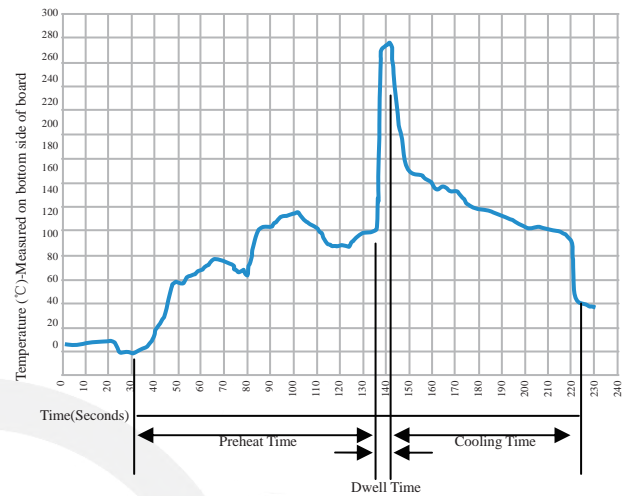


REF	mm
A	62 ± 2
B	6 ± 0.2
C	$\Phi 8 \pm 0.2$
D	$\Phi 0.8 \pm 0.06$

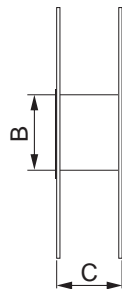
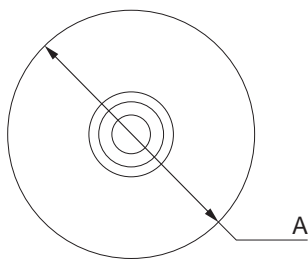
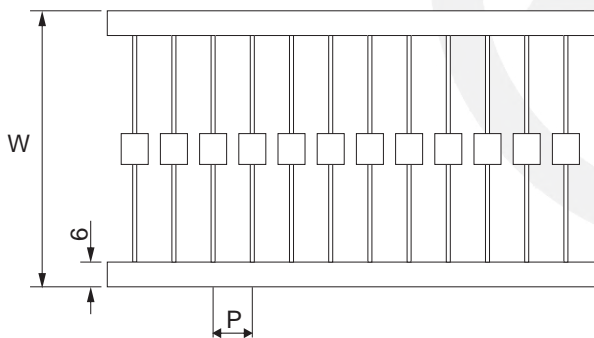
Gas Discharge Tube

Wave Soldering Profile

Wave Soldering Condition		Pb-Free assembly
Pre Heat	Temperature Min	100°C
	Temperature Max	150°C
	Time (min to max)	60 – 180 secs
Solder Pot Temperature		280°C Max
Solder Dwell Time		2-5 seconds



Package Reel Information



REF	mm
W	65±3
P	10±1
A	Φ340±2
B	Φ83±2
C	73±3

OUTLINE	REEL (PCS)	PER CARTON (PCS)	CARTON SIZE(mm)		
			L	W	H
TAPING	700	4200	480	350	360